

RPSL - Practical Tool for ISPs?

14th APNIC Open Policy Meeting
Kitakyushu, Japan

Andy Linton <asjl@lionra.net.nz>

Agenda

- Routing Policy
 - What is Routing Policy?
 - Why define one?
- RPSL
 - What is RPSL?
 - Benefits of using RPSL
 - How to use RPSL
- Questions anytime!

What is Routing Policy

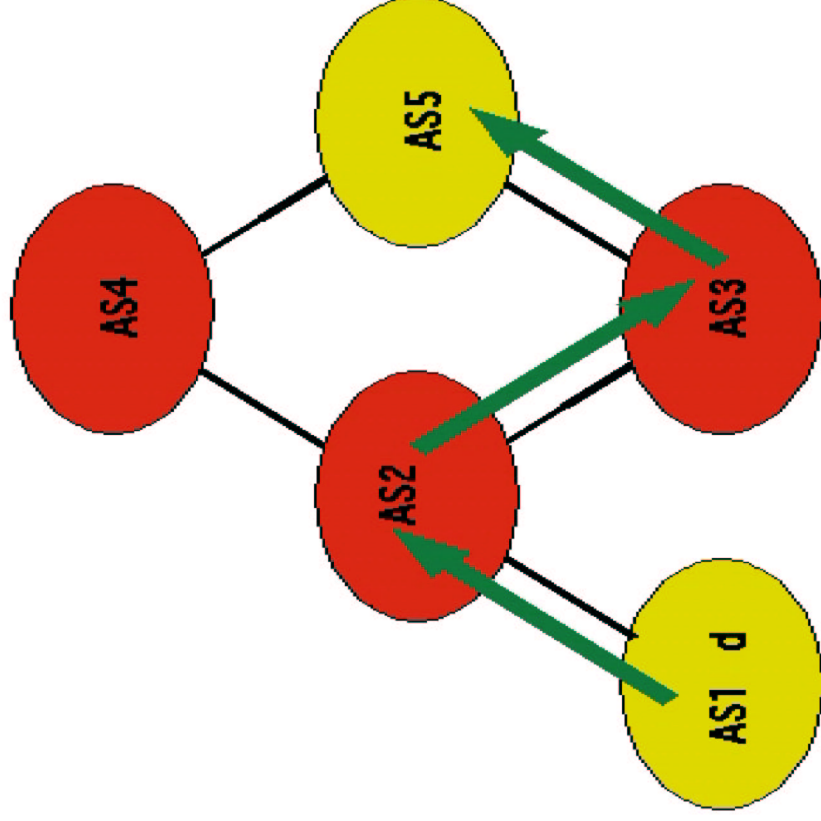
- Public description of the relationship between external BGP peers
- Can also describe internal BGP peer relationship

Routing Policy

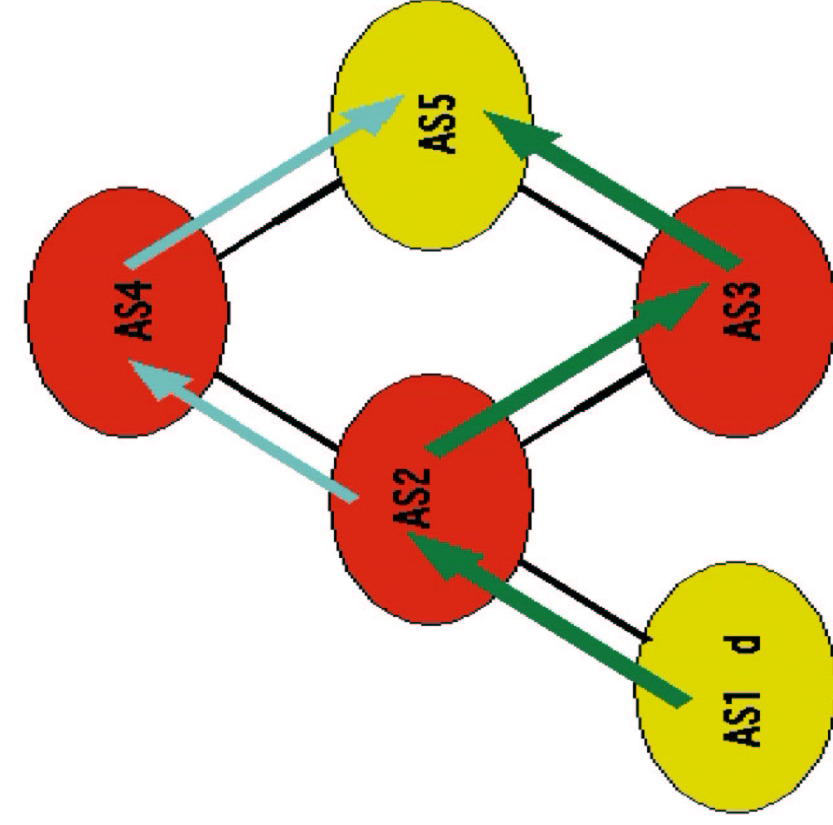
- Who are my BGP peers
- What routes are
 - Originated by a peer
 - Imported from each peer
 - Exported to each peer
 - Preferred when multiple routes exist
- What to do if no route exists

Routing Policy Example

- AS1 originates prefix "d"
- AS1 exports "d" to AS2, AS2 imports
- AS2 exports "d" to AS3, AS3 imports
- AS3 exports "d" to AS5, AS5 imports



Routing Policy Example (cont)



- AS5 also imports "d" from AS4
- Which route does it prefer?
 - Does it matter?
 - Consider case where
 - AS3 = Commercial Internet
 - AS4 = Internet2

Why define a Routing Policy?

- Documentation
- Provides routing security
 - Can peer originate the route?
 - Can peer act as transit for the route?
- Allows automatic generation of router configurations
- Provides a debugging aid
 - Compare policy versus reality

What is RPSL?

- Object oriented language
- Development of RIPE 181
- Structured whois objects
- Describes things interesting to routing policy:
 - Routes
 - AS Numbers
 - Relationships between BGP peers
 - Management responsibility

Maintainer Objects

- Maintainer objects used for authentication
- Authentication methods include:
 - NONE (not secure)
 - MAIL-FROM (not secure) (phased out by RIPE)
 - CRYPT-PW (better)
 - MD5-PW (better again)
 - PGPKEY (best)
- For more information see:
<http://www.ripe.net/ripencc/faq/database/qa5.html>

Maintainer Object Example

mntner: MAINT-AL325-AP
descr: Lionra
descr: NZ
admin-c: AL325-WIX
tech-c: AL325-WIX
upd-to: asjl@lionra.net.nz
mnt-nfy: asjl@lionra.net.nz
auth: CRYPT-PW ap5rhmu6PnzI.
mnt-by: MAINT-WIX-NZ
changed: asjl@lionra.net.nz 20010831
source: WIX

PGPKEY Example

key-cert: PGPKEY-691EB6E5
method: PGP
owner: Andy Linton <asjl@lionra.net.nz>
fingerpr: 673F 85DE 101A FFCC 691E B6E5
certif:

-----BEGIN PGP PUBLIC KEY BLOCK-----

gRAgAMBQI6rTj0BRsMAAAAAAAAAoJEJDaZk.....

-----END PGP PUBLIC KEY BLOCK-----

mnt-by: MAINT-AL325-AP
changed: asjl@lionra.net.nz 20020610
source: WIX

Maintainer Object (updated)

mntner: MAINT-AL325-AP
descr: Lionra
descr: NZ
admin-c: AL325-WIX
tech-c: AL325-WIX
upd-to: asjl@lionra.net.nz
mnt-nfy: asjl@lionra.net.nz
auth: PGPKEY-691EB6E5
mnt-by: MAINT-WIX-NZ
changed: asjl@lionra.net.nz 20020803
source: WIX

Person and Role Objects

- Person and role objects are for contact info
 - A person object contains information about a technical or administrative contact for an object
 - The role class is similar to the person class. However, instead of describing a human being, it describes a role performed by one or more human beings.

Person Object Example

person: Andy Linton
address: 149 Cecil Road
address: Wilton
address: Wellington
country: NZ
phone: +64 4 970 1764
e-mail: asjl@lionra.net.nz
nic-hdl: AL325-AP
mnt-by: MAINT-AL325-AP
changed: asjl@lionra.net.nz 20011025
source: WIX

Autonomous System Object

- Routing Policy Description object
- Most important components are
 - import
 - export
- These define the incoming and outgoing routing announcement relationships

Autonomous System Object Example

```
aut-num:      AS65518
as-name:      WIX-AS65518
import:       from AS4763
              action pref=90;
              accept AS4763
import:       from AS65335
              action pref=100;
              accept AS65335
export:       to AS4763
              announce NOT ANY
export:       to AS65335
              announce AS65518
```


Route object

- Use CIDR length format
 - Specifies origin AS for a route
 - Can indicate membership of a route set

Route Object Example

route: 130.195.0.0/16
descr: Route for AS681
origin: AS681
mnt-by: MAINT-WIX-NZ
changed: asjl@lionra.net.nz 20020628
source: WIX

AS Set

- Collect together Autonomous Systems with shared properties
- Can be used in policy in place of AS
- RPSL has hierarchical names

AS Set Object Example

as-set: AS9439:AS-PRIVATE
descr: Private ASes for WIX
members: AS64512, AS64517, AS64525, AS64530,
AS64537, AS64543, AS64548, AS64553, AS64513,
AS64518, AS64526, AS64532, AS64538, AS64544,
AS64549, AS65025, AS64514, AS64520, AS64527,
AS64534, AS64539, AS64545, AS64550, AS65498,
AS64515, AS64521, AS64528, AS64535, AS64540,
AS64546, AS64551, AS65518, AS64516, AS64523,
AS64529, AS64536, AS64541, AS64547, AS64552,
AS65518, AS65531
mnt-by: MAINT-WIX-NZ
changed: asjl@lionra.net.nz 20020628
source: WIX

Route Set

- Collects routes together with similar properties

Route Set Object Example

```
route-set:      AS9439:RS-ROUTES:AS64515
descr:         Route set for AS64515
members:       203.97.237.120/29, 192.88.190.0/24
                192.190.108.0/24
tech-c:        AL325-WIX
mnt-by:        MAINT-WIX-NZ
changed:       asjl@lionra.net.nz 20020628
source:        WIX
```

-

Autonomous System Object Example

```
aut-num:      AS9439
as-name:      WIX-AS9439
descr:        WIX Master AS
import:       from AS9439:AS-PRIVATE
               accept PeerAS^+
import:       from AS9439:AS-PUBLIC
               accept PeerAS
export:       to AS9439:AS-PRIVATE
               announce AS9439:AS-PRIVATE
               OR AS9439:AS-PUBLIC
export:       to AS9439:AS-PUBLIC
               announce ANY
```

Why use (RPSL) Policy?

- Consistent configuration between BGP peers (peers & customers)
- Expertise encoded in the tools that generate the policy rather than engineer configuring peering session
- Automatic, manageable solution for filter generation

Use of RPSL

- Use RtConfig v4 (part of IRRToolSet from RIPE) to generate filters based on information stored in our routing registry
 - Avoid filter errors (typos)
 - Filters consistent with documented policy (need to get policy correct though)
 - Engineers don't need to understand filter rules (it just works :-)

RtConfig

- Version 4.0 supports RPSL (Latest version is 4.7.2 as at 4 August 2002)
- Generates Cisco, Bay's BCC, Juniper's Junos and Gated/RSd configurations
- Creates route and AS path filters.
- Can also create ingress/egress filters (Cisco only)

RtConfig options

- help
- version
- s <source-list>
- f <file name>
- config <config-format>
- supress-martian
- T [whois_query | whois_response | input | all]

RtConfig tips

Use command:

```
$ RtConfig -cisco_use_prefix_lists
```

Initialise Cisco list parameters

```
@RtConfig set cisco_map_first_no = 10  
@RtConfig set cisco_map_increment_by = 10  
@RtConfig set cisco_prefix_acl_no = 130  
@RtConfig set cisco_aspath_acl_no = 130  
@RtConfig set cisco_pktfilter_acl_no = 130  
@RtConfig set cisco_community_acl_no = 30  
@RtConfig set cisco_max_preference = 100
```

RtConfig Environment variables

IRR_HOST=xxx.net.nz

IRR_PORT=43

IRR_SOURCES=WIX

Overridden by command line options

RtConfig: Creating access lists

AS681 has one route object in the database:

route:	130.195.0.0/16
descr:	Route for AS681
origin:	AS681
mnt-by:	MAINT-WIX-NZ
changed:	asjl@lionra.net.nz 20020628
source:	WIX

RtConfig: Access List filter 1

```
$ RtConfig -h localhost -p 43 -s WIX
```

```
RtConfig> @RtConfig access_list filter AS681
```

```
no access-list 100
```

```
access-list 100 permit ip 130.195.0.0 0.0.0.0  
255.255.0.0 0.0.0.0
```

```
access-list 100 deny ip 0.0.0.0 255.255.255.255 0.0.0.0  
255.255.255.255
```

RtConfig: Access List filter 2

```
$ RtConfig -h localhost -p 43 -s WIX -supress_martian  
RtConfig> @RtConfig access_list filter AS681
```

```
no access-list 100  
access-list 100 deny ip host 0.0.0.0 any  
access-list 100 deny ip 127.0.0.0 0.255.255.255 255.0.0.0 0.255.255.255  
access-list 100 deny ip 10.0.0.0 0.255.255.255 255.0.0.0 0.255.255.255  
access-list 100 deny ip 172.16.0.0 0.15.255.255 255.240.0.0 0.15.255.255  
access-list 100 deny ip 192.168.0.0 0.0.255.255 255.255.0.0 0.0.255.255  
access-list 100 deny ip 192.0.2.0 0.0.0.255 255.255.255.0 0.0.0.255  
access-list 100 deny ip 128.0.0.0 0.0.255.255 255.255.0.0 0.0.255.255  
access-list 100 deny ip 191.255.0.0 0.0.255.255 255.255.0.0 0.0.255.255  
access-list 100 deny ip 192.0.0.0 0.0.0.255 255.255.255.0 0.0.0.255  
access-list 100 deny ip 223.255.255.0 0.0.0.255 255.255.255.0 0.0.0.255  
access-list 100 deny ip 224.0.0.0 31.255.255.255 224.0.0.0 31.255.255.255  
access-list 100 deny ip 169.254.0.0 0.0.255.255 255.255.0.0 0.0.255.255  
access-list 100 permit ip 130.195.0.0 0.0.0.0 255.255.0.0 0.0.0.0  
access-list 100 deny ip 0.0.0.0 255.255.255.255 0.0.0.0 255.255.255.255
```

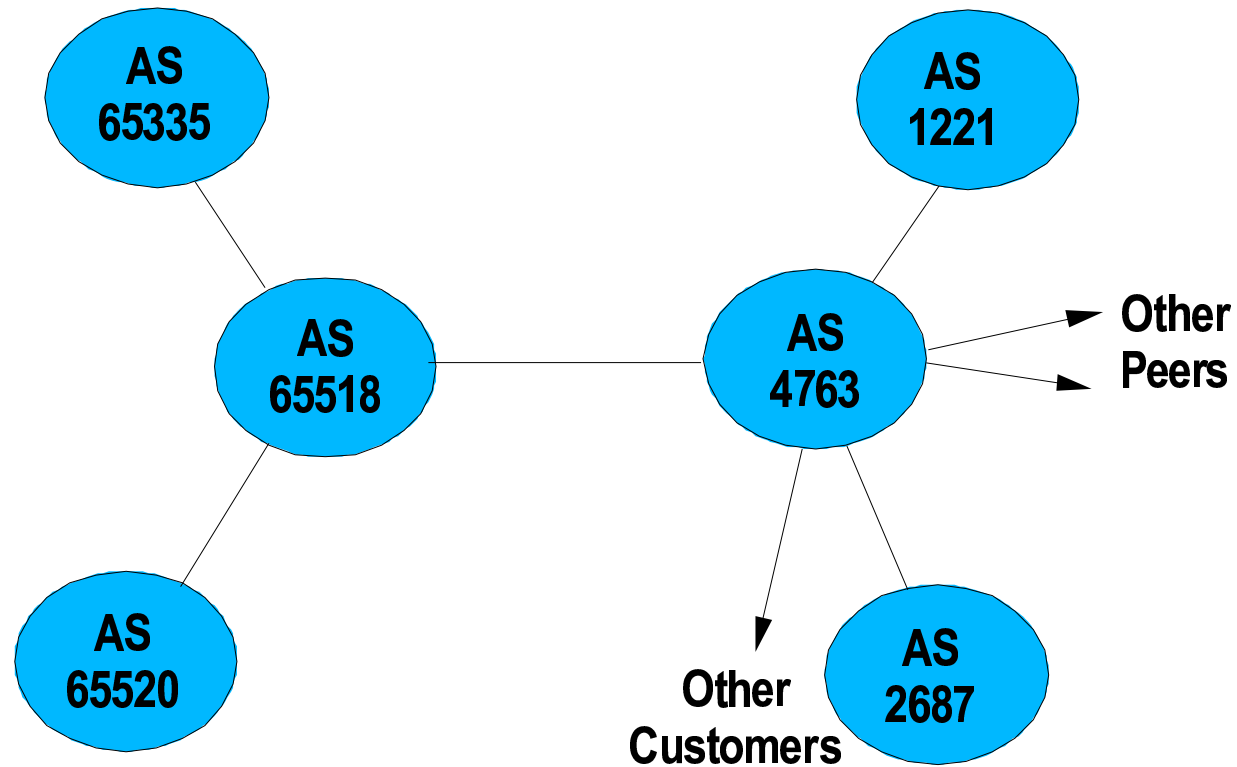

RtConfig: Access List filter 3

- ◆ Also works for Juniper routers

```
$ RtConfig -h localhost -p 43 -s WIX -config junos  
RtConfig> @RtConfig access_list filter AS681
```

```
policy-statement prefix-list-100 {  
  term prefixes {  
    from {  
      route-filter 130.195.0.0/16 exact accept;  
    }  
  }  
  term catch-rest {  
    then reject;  
  }  
}
```

Example Network



AS65518 Configuration

- AS65518 has a number of routing requirements
 - Static routes injected at customer edge
 - BGP peering with customers
 - BGP peering with peers
 - BGP peering with upstream providers
- Use RPSL and RtConfig in each case

Static route importation into BGP

- Use policy to filter static routes into BGP
 - Allows for martian filtering
 - AS path stuffing
 - Tagging routes with special communities
 - Other filtering, such as filter host routes

Static route importation (contd)

```
aut-num: AS65518
import: protocol STATIC into BGP4
        from AS65518
        action aspath.prepend (AS1);
        community.append (65518:1);
        accept AS65518:RS-STATIC
        AND NOT {129.168.10.0/24}
```

AS65518:RS-STATIC

route-set: AS65518:RS-STATIC
descr: Static routes for injection
member: 129.168.10.0/24,128.240.0.0/16
admin-c: AL325-WIX
tech-c: AL325-WIX
notify: rpsl@lionra.net.nz
mnt-by: MAINT-WIX-NZ
changed: asjl@lionra.net.nz 20020205
source: WIX

RtConfig commands for static import

```
RtConfig> @RtConfig set cisco_map_name = "AS%d-STATIC-EXPORT"
```

```
RtConfig> @RtConfig static2bgp AS65518 0.0.0.0
```

```
no ip prefix-list pl100
```

```
ip prefix-list pl100 permit 128.240.0.0/16
```

```
ip prefix-list pl100 deny 0.0.0.0/0 le 32
```

```
!
```

```
no route-map AS65518-STATIC-EXPORT
```

```
!
```

```
route-map AS65518-STATIC-EXPORT permit 1
```

```
  match ip address prefix-list pl100
```

```
  set as-path prepend 1
```

```
  set community 65518:1 additive
```

```
!
```

```
router bgp 65518
```

```
  redistribute static route-map AS65518-STATIC-EXPORT
```

Simple "Documentation" Policy

- The simplest policy is strict customer/provider relationship
 - Customer sends its routes to provider
 - Customer accepts everything the provider sends

BGP peering with customers

- Static routes are OK for some customers
- Other customers have a BGP peering session

- Consider ISP who has two customers with AS64530, AS64536

BGP peering with customers (2)

aut-num: AS65518

import: from AS64530

action community.append (65518:4);

accept AS64530

import: from AS64536

action community.append (65518:4);

accept AS64536

export: to AS64530

announce ANY

export: to AS64536

announce ANY

AS65518:AS-CUSTOMERS

as-set: AS65518:AS-CUSTOMERS
descr: Lionra
members: AS64530, AS64536
admin-c: AL325-WIX
tech-c: AL325-WIX
notify: rpsl@lionra.net.nz
mnt-by: MAINT-WIX-NZ
changed: asjl@lionra.net.nz 20020129
source: WIX

BGP peering with customers (2)

Now we can refine this to:

aut-num: AS65518

import: from AS65518:AS-CUSTOMERS
action community.append (65518:4);
accept PeerAS

export: to AS65518:AS-CUSTOMERS
announce ANY

-

BGP4 Customer RtConfig

```
! config for CustomerA (AS64530) connection
```

```
!
```

```
@RtConfig set cisco_map_name = "AS%d-IMPORT"
```

```
@RtConfig import AS65518 203.79.121.54 AS64530  
192.168.5.13
```

```
!
```

```
@RtConfig set cisco_map_name = "AS%d-EXPORT"
```

```
@RtConfig export AS65518 203.79.121.54 AS64530  
192.168.5.13
```

Cisco Configuration

```
no access-list 100
access-list 100 permit ip 138.235.224.0 0.0.0.0 255.255.255.0
0.0.0.0
access-list 100 permit ip 210.48.103.96 0.0.0.0 255.255.255.240
0.0.0.0
access-list 100 deny ip 0.0.0.0 255.255.255.255 0.0.0.0
255.255.255.255
!
no route-map AS64530-IMPORT
!
route-map AS64530-IMPORT permit 1
match ip address 100
set community 65518:4 additive
!
router bgp 65518
neighbor 192.168.5.13 route-map AS64530-IMPORT in
```

Cisco Configuration (cont)

```
no route-map AS64530-EXPORT
```

```
!
```

```
route-map AS64530-EXPORT permit 1
```

```
!
```

```
router bgp 65518
```

```
neighbor 192.168.5.13 route-map AS64530-EXPORT out
```

Juniper Configuration

```
policy-options {  
  community community-1 members [65518:4];  
  policy-statement prefix-list-100 {  
    term prefixes {  
      from {  
        route-filter 138.235.224.0/24 exact accept;  
        route-filter 210.48.103.96/28 exact accept;  
      }  
    }  
    term catch-rest {  
      then reject;  
    }  
  }  
}
```


Juniper Configuration (contd)

```
policy-statement policy_65518_1 {
term policy_65518_1-term-1 {
  from {
    policy prefix-list-100;
  }
  then {
    community add community-1;
    accept;
  }
}

term policy_65518_1-catch-rest {
  then reject;
}
}
```

Juniper Configuration (contd)

```
protocols {  
  bgp {  
    group peer-192.168.5.13 {  
      type external;  
      peer-as 64530;  
      neighbor 192.168.5.13 {  
        import policy_65518_1 ;  
      }  
    }  
  }  
}
```

Juniper Configuration (contd)

```
policy-options {  
  policy-statement policy_65518_2 {  
    term policy_65518_2-term-1 {  
      from {  
      }  
      then {  
        accept;  
      }  
    }  
  
    term policy_65518_2-catch-rest {  
      then reject;  
    }  
  }  
}
```

Juniper Configuration (end)

```
protocols {  
  bgp {  
    group peer-192.168.5.13 {  
      type external;  
      peer-as 64530;  
      neighbor 192.168.5.13 {  
        export policy_65518_2 ;  
      }  
    }  
  }  
}
```

BGP peering with peers (1)

- Likely to be more complex than customer configurations
- This example uses AS Path Filters

```
aut-num: AS65518
import: from AS4763
      accept NOT { 0.0.0.0/0 }
      AND <^AS4763+ AS4763:AS-CUSTOMERS*$>
export: to AS4763
      announce ANY
```

AS4763:AS-CUSTOMERS

as-set: AS4763:AS-CUSTOMERS
descr: TSCPNZ
members: AS2687, AS4637, AS4740, AS9439,
AS4770, AS6831, AS7657, AS7714,
AS9345, AS9495, AS9559, AS9727,
AS9731, AS9736, AS9887, AS9889,
AS10131, AS17646, AS17705, AS17914
admin-c: AL325-AP
tech-c: AL325-AP
notify: rpsl@lionra.net.nz
mnt-by: MAINT-AL325-AP
changed: asjl@lionra.net.nz 20020129
source: APTTEST

BGP4 Peering for AS65518

! config for PeerA (AS4763) connection

!

```
@RtConfig set cisco_map_name = "AS%d-IMPORT"
```

```
@RtConfig import AS65518 203.79.121.54 AS4763  
203.98.21.27
```

!

```
@RtConfig set cisco_map_name = "AS%d-EXPORT"
```

```
@RtConfig export AS65518 203.79.121.54 AS4763  
203.98.21.27
```

Cisco Config - import

```
no ip prefix-list pl132
ip prefix-list pl132 deny 0.0.0.0/0
ip prefix-list pl132 permit 0.0.0.0/0 le 32
!
no ip as-path access-list 130
ip as-path access-list 130 permit
  ^(_4763)+(_(2687|4740|9439|4770|6831|7657|7714|9345|94
  95|9559|9727|9731|9736|9887|9889|10131|17646|17705|17
  914))*$
!
no route-map AS4763-IMPORT
route-map AS4763-IMPORT permit 10
  match as-path 130
  match ip address prefix-list pl132
exit
```


Cisco Config – export

```
router bgp 65518
neighbor 203.98.21.27 route-map AS4763-IMPORT in
exit
!
no route-map AS4763-EXPORT
!
route-map AS4763-EXPORT permit 10
exit
!
router bgp 65518
neighbor 203.98.21.27 route-map AS4763-EXPORT out
exit
```

BGP peering with peers (2)

- Peering policy between peers need not be exactly the same

```
aut-num: AS4763
import: from AS4763:AS-PEERS
      action community.append(4763:4);
      accept PeerAS PeerAS:AS-CUSTOMERS
export: to AS4763:AS-PEER
      announce AS4763 AS4763:AS-CUSTOMERS
```

AS65518:AS-CUSTOMERS

as-set: AS65518:AS-CUSTOMERS
descr: Lionra
members: AS65520
admin-c: AL325-AP
tech-c: AL325-AP
notify: rpsl@lionra.net.nz
mnt-by: MAINT-AL325-AP
changed: asjl@lionra.net.nz 20020129
source: APTTEST

AS65520 has three prefixes:

192.168.5.0/24, 192.168.7.0/24, 192.168.10.0/24

BGP4 Peering for AS4763

! config for Lionra connection

!

```
@RtConfig set cisco_map_name = "AS%d-IMPORT"
```

```
@RtConfig import AS4763 203.98.21.27 AS65518  
203.79.121.54
```

!

```
@RtConfig set cisco_map_name = "AS%d-EXPORT"
```

```
@RtConfig export AS4763 203.98.21.27 AS65518  
203.79.121.54
```

Cisco Config – import

```
no ip prefix-list pl130
```

```
ip prefix-list pl130 permit 192.168.5.0/24
```

```
ip prefix-list pl130 permit 192.168.7.0/24
```

```
ip prefix-list pl130 permit 192.168.10.0/24
```

```
ip prefix-list pl130 deny 0.0.0.0/0 le 32
```

```
!
```

```
no route-map AS65518-IMPORT
```

```
!
```

```
route-map AS65518-IMPORT permit 10
```

```
  match ip address prefix-list pl130
```

```
  set community 4763:4 additive
```

```
!
```

```
router bgp 4763
```

```
  neighbor 203.79.121.54 route-map AS65518-IMPORT in
```

Cisco Config – export

```
no ip prefix-list pl131
ip prefix-list pl131 permit 130.195.0.0/16
```

! 174 lines of prefix-list deleted here

```
ip prefix-list pl131 deny 0.0.0.0/0 le 32
```

!

```
no route-map AS65518-EXPORT
```

!

```
route-map AS65518-EXPORT permit 10
```

```
match ip address prefix-list pl131
```

!

```
router bgp 4763
```

```
neighbor 203.79.121.54 route-map AS65518-EXPORT out
```

BGP peering with providers

- Similar to BGP peering with customers except that we're now the customer!
 - Policy should be similar to policy defined before
 - We send our routes to provider
 - We accept everything the provider sends

```
aut-num: AS65518
import: from AS65335
       action pref=100;
       accept ANY
export: to AS65335
       announce AS65518 AS65518:AS-CUSTOMERS
```

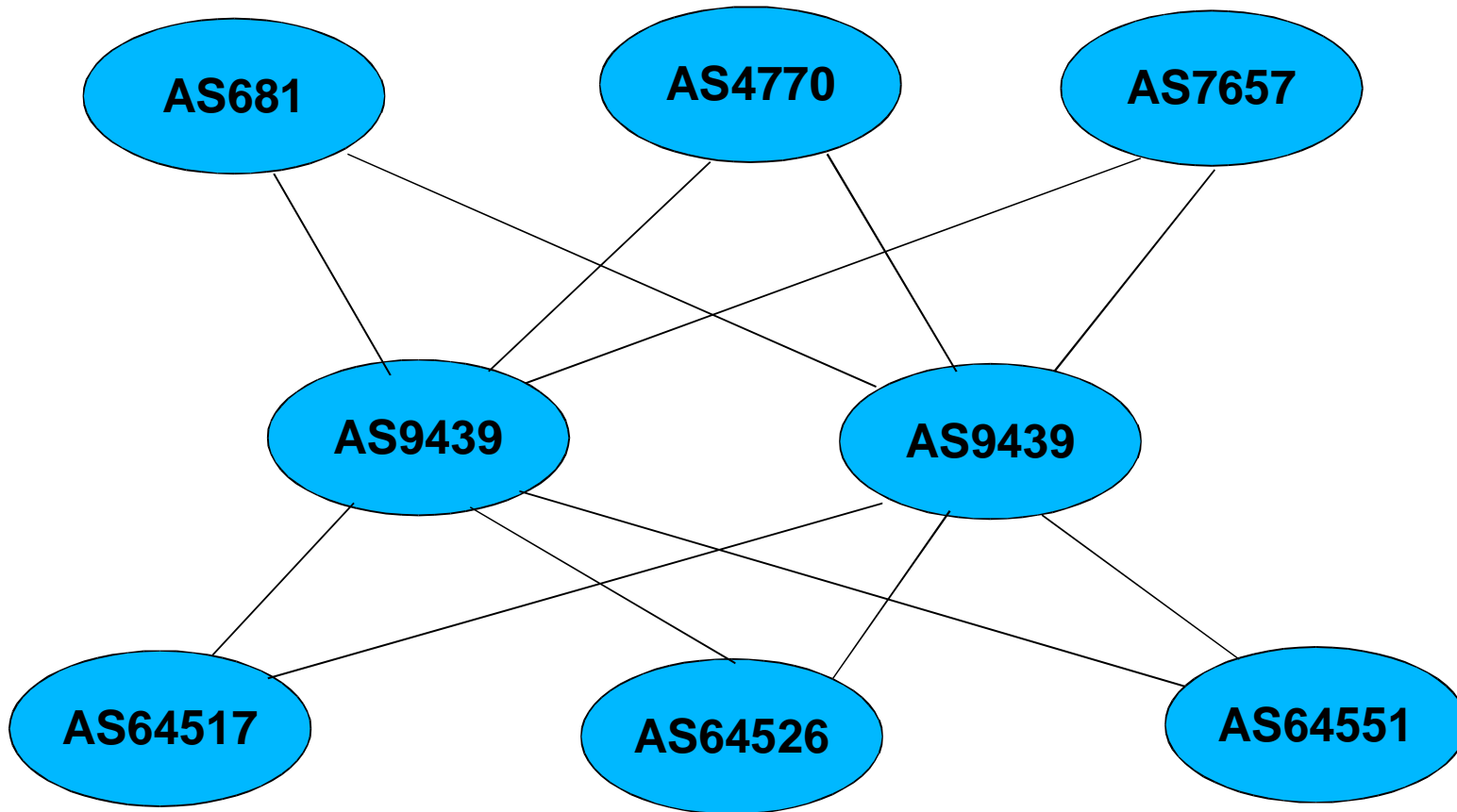
Problems?

- Policy can easily get very complex and result in even more complex router configuration
- Line limit on cisco AS path filters (need to be careful when using as-sets)
- Many are nervous about configuring their routers from external data. Compare this with virus updates!

Wellington Internet Exchange

- ◆ Distributed exchange running over Citylink
 - ◆ over 60 Km of fibre in city centre
 - ◆ approx 70 participants
 - ◆ extensive use of Linux routers with Zebra
 - ◆ many small players with no BGP clue
 - ◆ larger players wary because of lack of clue
- ◆ route reflectors need to implement policies to “make it safe”

WIX network (part of)



Preliminary work

- ◆ Because we have lots of Private AS numbers we have to run our own routing registry database
 - ◆ We chose *irrd* because our requirements are modest
- ◆ Create *maintainer* and *person* objects
- ◆ Set up PGP authentication
- ◆ Create *aut-num* objects for each AS
- ◆ Identify IP prefixes associated with each AS
 - ◆ Create *route objects* in database
- ◆ Create *as-set* objects where policy is common

AS9439 Configuration

- AS9439 has a relatively simple set of routing requirements
 - BGP peering with peers
 - Number of private AS = 42
 - Number of public AS = 20
 - AS9439 has no prefixes of its own!
- Use RPSL and RtConfig

AS9439 policies

aut-num: AS9439

as-name: WIX-AS9439

descr: WIX Master AS

import: from AS9439:AS-PRIVATE
accept PeerAS

import: from AS9439:AS-PUBLIC
accept PeerAS

export: to AS9439:AS-PRIVATE
announce AS9439:AS-PRIVATE
AS9439:AS-PUBLIC

export: to AS9439:AS-PUBLIC
announce AS9439:AS-PRIVATE
AS9439:AS-PUBLIC

AS9439:AS-PUBLIC

as-set: AS9439:AS-PUBLIC
descr: Public Ases for WIX
members: AS681, AS10022, AS17412, AS17792,
AS18119, AS4740, AS4768, AS4770, AS7657,
AS9325, AS9338, AS9436, AS9495, AS9503, AS9736,
AS9790, AS9872, AS9887
tech-c: AL325-WIX
notify: rpsl@lionra.net.nz
mnt-by: MAINT-WIX-NZ
changed: asjl@lionra.net.nz 20020612
source: WIX

AS9439:AS-PRIVATE

as-set: AS9439:AS-PRIVATE
descr: Private ASes for WIX
members: AS64512, AS64517, AS64525, AS64530,
AS64537, AS64543, AS64548, AS64553, AS64513,
AS64518, AS64526, AS64532, AS64538, AS64544,
AS64549, AS65025, AS64514, AS64520, AS64527,
AS64534, AS64539, AS64545, AS64550, AS65498,
AS64515, AS64521, AS64528, AS64535, AS64540,
AS64546, AS64551, AS65518, AS64516, AS64523,
AS64529, AS64536, AS64541, AS64547, AS64552,
AS65531
tech-c: AL325-WIX
source: WIX

AS64512 policies

aut-num: AS64512
as-name: WIX-AS64512
descr: Citylink
admin-c: AL325-WIX
tech-c: AL325-WIX
import: from AS9439
accept ANY
export: to AS9439
announce AS64512
notify: rpsl@lionra.net.nz
mnt-by: MAINT-WIX-NZ
changed: asjl@lionra.net.nz 20020610
source: WIX

AS64512 prefixes

- ◆ AS64512 has these prefixes:

210.86.11.236/30 210.48.103.144/28 210.48.103.136/29
210.48.103.0/28 203.97.231.224/28 203.96.131.96/29
203.79.85.80/29 203.109.154.32/28 203.109.148.24/29

- ◆ Note small address blocks that wouldn't normally be seen at an Internet Exchange
- ◆ This is not unusual on the WIX!

Software Tools (1)

- ◆ Cisco output from RtConfig ***almost*** works with Zebra
 - ◆ Use ***cisco2zebra*** filter to massage the output
 - ◆ It's a hack. The solution is to fix RtConfig
- ◆ Use ***mk-zebra*** to generate input for RtConfig processing
 - ◆ Input to ***mk-zebra*** looks like:

```
202.7.0.1:64512:Citylink  
202.7.0.5:64546:Puskas  
202.7.0.12:64526:CitylinkVoIP
```

Makefile

```
#  
# $Id: Makefile,v 1.8 2002/07/05 04:44:41 asjl Exp $  
#  
IRR_HOST=cheviot.lionra.net.nz  
IRR_PORT=43  
IRR_SOURCES=WIX  
  
Zico.cfg: Zico.master mk-zebra Makefile  
    /home/asjl/NZNOG/mk-zebra < Zico.master > Zico.rpsl  
    RtConfig -h $(IRR_HOST) -p $(IRR_PORT) \  
        -s $(IRR_SOURCES) \  
        -cisco_use_prefix_lists < Zico.rpsl \  
    | /home/asjl/NZNOG/cisco2zebra > Zico.cfg
```

Software Tools (2)

- ◆ Tools hide complexity:

```
$ wc -l Zico.master Zico.rpsl Zico.cfg
  62 Zico.master
 755 Zico.rpsl
3442 Zico.cfg
```

- ◆ Can use *mk-junos* to build Juniper configs if Juniper donate a router!

```
$ wc -l Zico.cfg-j
5410 Zico.cfg-j
```

Software Tools (3)

- ◆ BGP naïve customers get a sample BGP configuration
 - ◆ Generated using *mk-clients* tool

Adding a new peer

- ◆ Register an AS in the WIX database
- ◆ Add routes for the new AS
- ◆ Add the new AS to AS9439:AS-PUBLIC or AS9439:AS-PRIVATE
- ◆ Add a {IP-address,AS-num,Description}-tuple to master config file
- ◆ Use Make to rebuild config file(s)

What Next?

- Run your own routing registry?
 - Decide which software to run
 - IRRd or RIPE v3
- Or register your routes in a public registry such as APNIC?
- Or both?
 - You may not want to reveal all your internal secrets!

What Next? (cont)

- Look at your customers, peers, providers and decide how to represent policy in RPSL
- Implement router configuration using RPSL and associated tools!

References

- Using RPSL in Practice - RFC 2650
- RPSL - RFC 2622
 - <http://www.rfc-editor.org/rfcsearch.html>
- IRRToolSet
 - <http://www.ripe.net/ripencc/pub-services/db/irrtolset/>
- RPSL Training Page
 - <http://www.isi.edu/ra/rps/training/>
- RIPE database manual
 - <http://www.ripe.net/ripe/docs/databaseref-manual.html>

References (cont)

- RADB

- <http://www.merit.edu/radb/>

- RIPE database software

- <ftp://ftp.ripe.net/ripe/dbase/software>

- IRRd software

- <http://www.irrd.net/>

- Zebra

- <http://www.zebra.org>

Acknowledgements

- Mark Prior <mrp@iagu.net>
- Ambrose Magee <ambrose.magee@ericsson.com>
- Sid Jones <sid@tsnz.net>
- Simon Blake <simon@katipo.co.nz>
- APNIC
 - for asking me to present the tutorial

Contact Details

\$ whois -h rpsl.apnic.net AL325-AP

person: Andy Linton
address: 149 Cecil Road
address: Wadestown
address: Wellington
country: NZ
phone: +64 4 970 1764
e-mail: asjl@lionra.net.nz
nic-hdl: AL325-AP
mnt-by: MAINT-AU-AL325-AP
changed: asjl@lionra.net.nz 20010831
source: APNIC