

Review of APNIC Fee Structure v2.3

February, 2007

MH Billy Cheon / cmh@nida.or.kr

NIDA

National Internet Development
Agency of Korea

1 APNIC Fee Model v2.3

Rationale

● Overall revenue stability

- There has been no adjustment for the effects of inflation or foreign exchange variations in the APNIC membership fee structure since 1996.
- For 4 years APNIC has operated on balanced budgets with no operational surplus. At the same time, operational activities and services have increased.
- *The proposed fee structure produces no change in expected APNIC revenues. It has been suggested that it should be designed to produce an increase, compensating for inflation and foreign exchange fluctuations.*
- *It is also proposed to allow limited adjustments to annual fees, based on annual review of APNIC budget and activities by the APNIC Executive Council.*

1 APNIC Fee Model v2.3

Rationale

Annual fee calculation

- The proposed new fee structure has an annual fee based on IP address holdings.
- *It is proposed that the annual membership fee would double with each additional 2 bits of IPv4, starting with a fee of US \$400 per annum for members holding a /24. In the case of IPv6, the fee would double with each 4 bits, from a minimum level of \$ 400 for a /48 holding.*
- Under the current tiered structure, large increases in fees can be incurred as a result of small allocations or transfers of address space.
- *The new structure proposes a continuous formula which calculates fees on the basis of total address holdings, without the use of defined “tiers”.*

1 APNIC Fee Model v2.3

Rationale

NIRs

- NIR's one-off "per address" fee can result in very large payments to APNIC.
- Most NIRs pay the maximum annual fee of \$40,000, even though they may provide services to hundreds of ISPs.
- This NIR fee structure is problematic for both APNIC and the NIRs themselves, because of the high and unpredictable allocation fees, and the relatively low annual fees.
- *Under the proposed new structure, NIR fees would be assessed according to individual ISP address holdings, using the same fee structure as regular members. An overall discount would be provided in recognition of services provided by the NIR.*
- *Under the new structure, it is proposed that NIR per-address fees should be abolished.*

1 APNIC Fee Model v2.3

Rationale

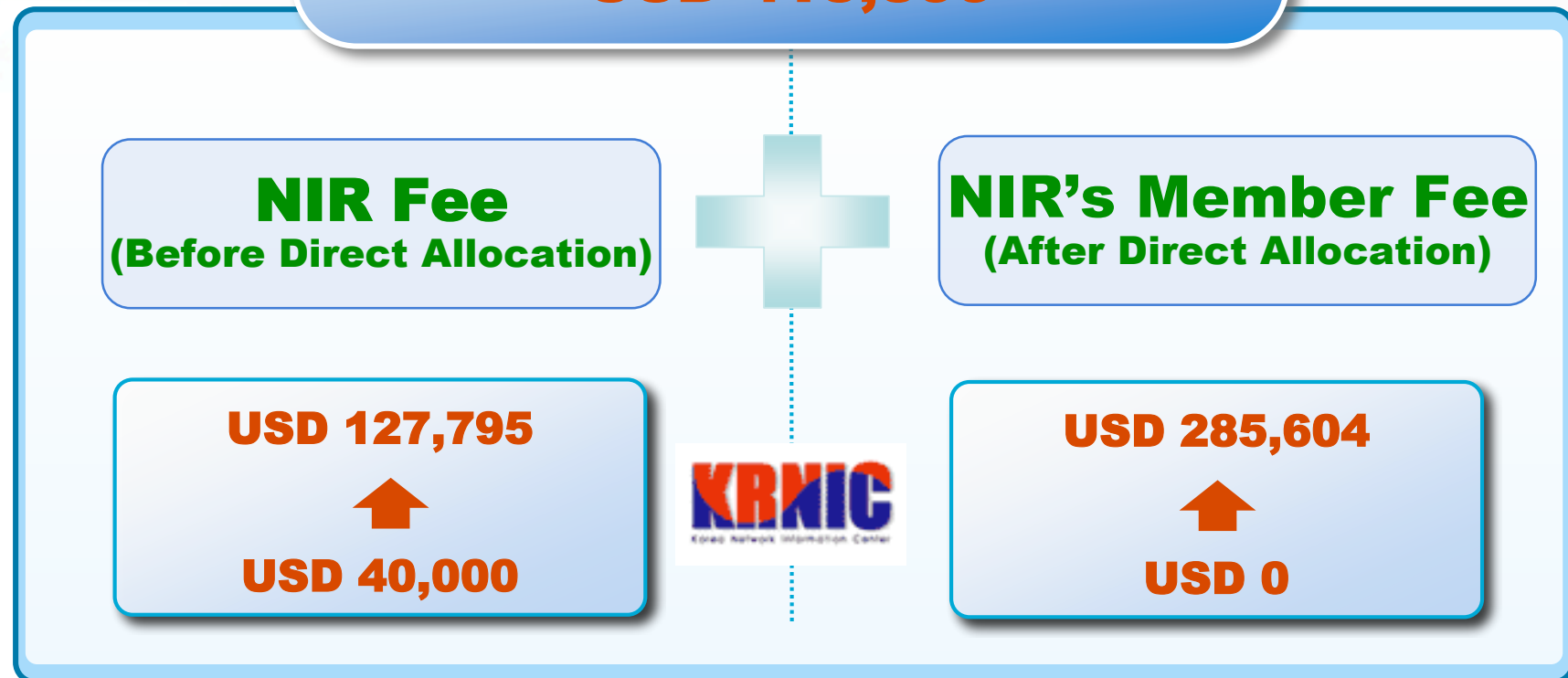
● **Non-Member and Historical resources holdings**

- Currently APNIC's non-member resource holders, and holders of historical address space, are charged under a structure which is quite different from the membership fee structure.
- *It is proposed that non-members and historical resource holders should be charged under the same fee structure as APNIC members holding "current" resources.*

2 KRNIC Analysis

KRNIC Payment

USD 413,399

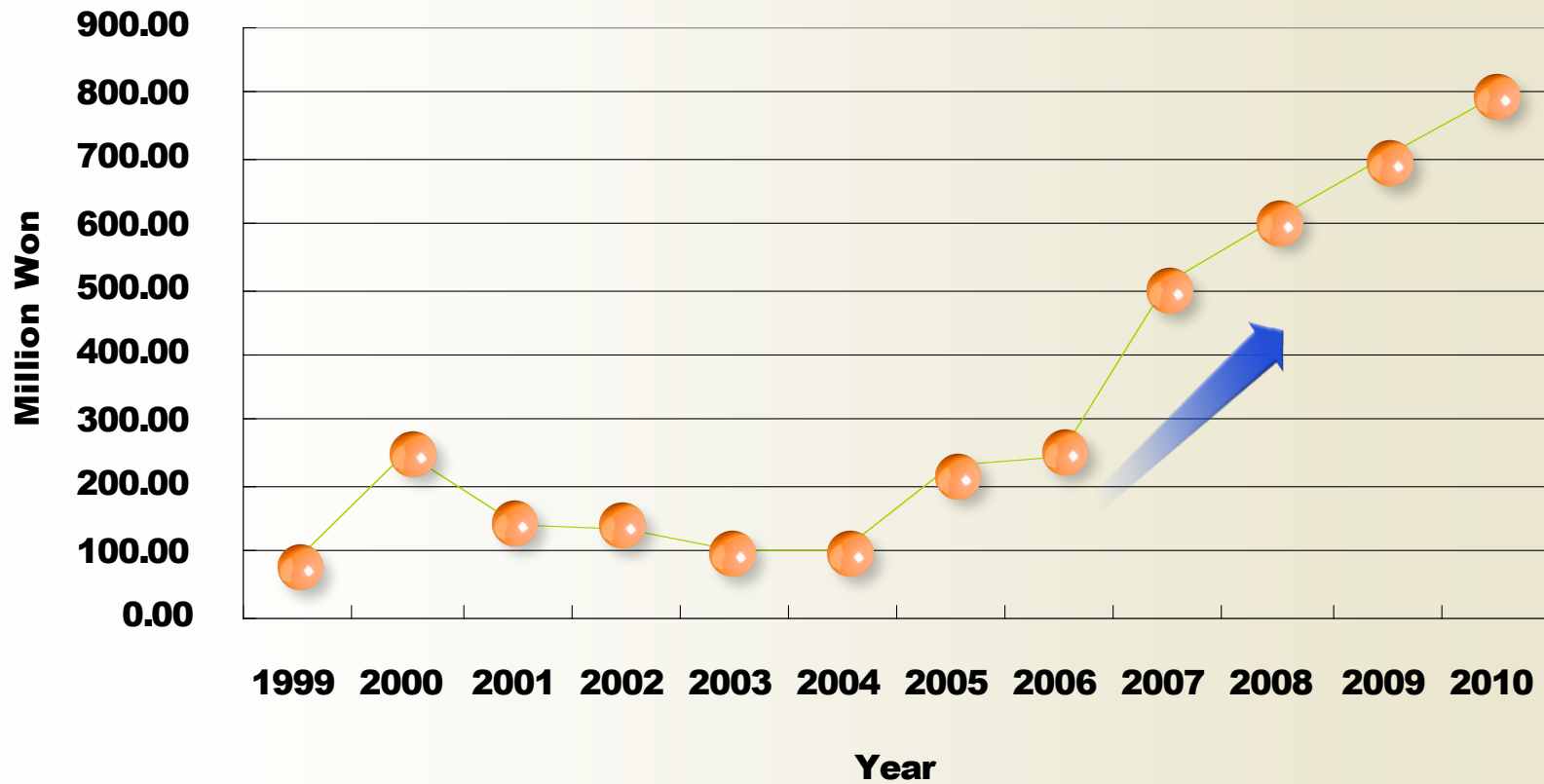


cf. 2005 KRNIC payment(USD 229,210.38)

= membership fee(USD 40,000) + per address fee(USD 189,210.38)

2 KRNIC Analysis

Impact on KRNIC

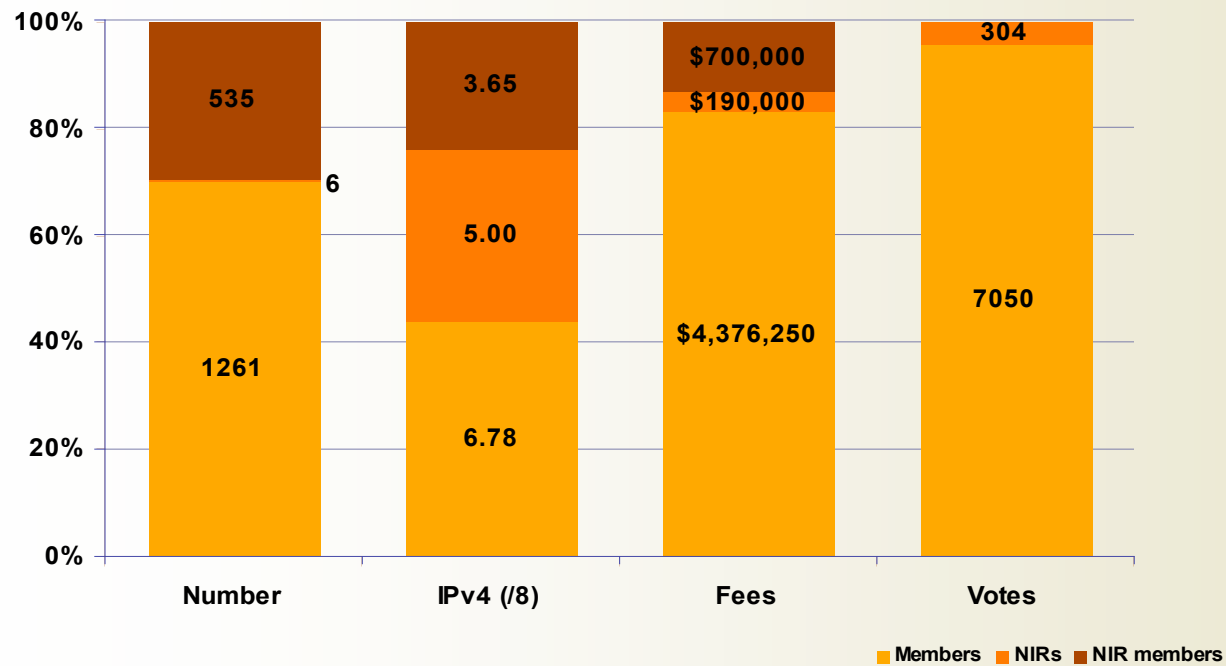


3 KRNIC Suggestion

Agreed Point

NIR Should expand its contribution !

- Responsibilities of NIR for AP community



3 KRNIC Suggestion

Counter Facts

● **NIR's Member is not APNIC's Member**

- Direct Allocation is not Membership Agreement
- APNIC 103 Operational policies for NIR in the APNIC region
 - 4. Transfer of members between APNIC and an NIR
- NIR is not Bill collector, 有名無實 NIR

● **NIR Fees increase too much - KRNIC : Double !**

- NIR : 138% & NIRs' Member : 52%

3 KRNIC Suggestion

KRNIC Modified Suggestion

- **NIR and its members should be treated as one body**
- **NIR fees should be increased gradually, and Activity plan might need approval beforehand**
 - Setting up the total APNIC budget based on Activity plan by member decision
 - Setting up NIR portion (X%) out of the total APNIC budget (100 %)
 - Each NIR pays out of NIR portion(X%) based on # of their own IP holding

The background is a vibrant blue with a subtle grid pattern. A thick, dark blue ribbon-like shape curves from the bottom left towards the center. In the bottom left corner, there is a circular globe showing the outlines of continents. The globe is surrounded by several concentric rings of binary code (0s and 1s) that appear to be floating or orbiting it. There are also some faint, glowing circular elements and light flares scattered across the lower right portion of the image.

Thank You